



MODEL ER14250
Lithium Thionyl Chloride
(Li-SOCl₂) Battery

(International size reference: 1/2AA, ER14250)

ELECTRICAL CHARACTERISTICS

(typical values for cells stored for one year or less, at 25°C)

■ **Nominal capacity** **1.20Ah**
 (at 1.0 mA, +25°C, 2.0V cut off. The capacity restored by the cell varies according to current drain, temperature and cut off voltage.)

■ **Rated voltage** **3.6 V**

■ **Maximum recommended continuous current** **40 mA**
 (to get 50% of the nominal capacity at +25°C with 2.0V cut off. Higher currents possible. Consult Omnicel.)

■ **Pulse capability:** varies according to pulse characteristics (frequency and duration), temperature, cell history (storage conditions prior to usage) and the application's acceptable minimum voltage.

■ **Maximum pulse current capability** **100 mA**
Rated 1 sec. pulse capability (to 3V) **20 mA**

■ **Storage** (recommended) **30°C max**
 (possible without leakage) **-55° / +120°C**

■ **Operating temperature range** **-55° / +85°C**
 (Operation at temperature different from ambient may lead to reduced capacity and lower voltage plateau readings.)

KEY FEATURES

- ✓ High and stable operating voltage
- ✓ High minimum voltage during pulsing
- ✓ Low self discharge rate (less than 1% after 1 year of storage at +25°C)
- ✓ Stainless steel container
- ✓ Hermetic glass-to-metal sealing
- ✓ Non-flammable electrolyte
- ✓ Compliant with IEC 86-4 safety standard and EN 50020 intrinsic safety
- ✓ Non restricted for transport
- ⚠ Underwriters Laboratories (UL) Component Recognition (File Number MH 28717)

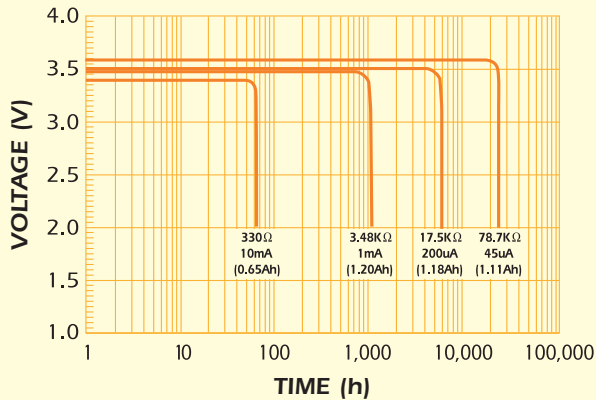
MAIN APPLICATIONS

- ✓ Utility metering
- ✓ Alarms and security devices
- ✓ Memory back-up
- ✓ Tracking systems
- ✓ Tollgate systems
- ✓ Automotive electronics
- ✓ Professional electronics ... etc.

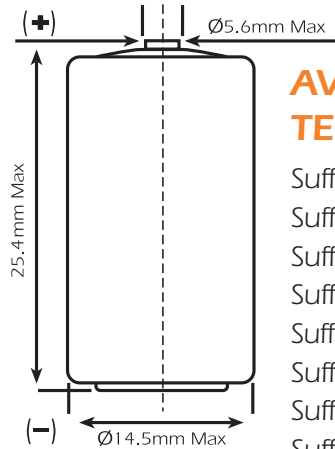
⚠ WARNING:

Fire, explosion and severe burn hazard. Do not recharge, crush, disassemble, heat above 212°F (100°C), incinerate, or expose contents to water.

DISCHARGE CHARACTERISTICS @ +25°C



ER14250

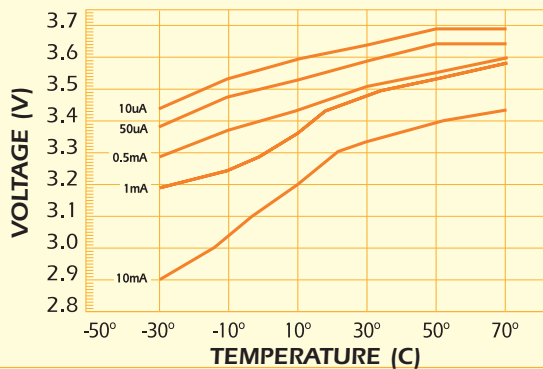


AVAILABLE TERMINATIONS

Suffix -/S	Standard
Suffix -/T	Solder Tabs
Suffix -/P	Axial Pins
Suffix -/2PT	Polarized Tabs
Suffix -/3TP	Polarized Tabs
Suffix -/3PT	Polarized Tabs
Suffix -/3PF	Polarized Tabs
Suffix -/3FP	Polarized Tabs
Suffix -/4PF	Polarized Tabs

[View available terminations](#)

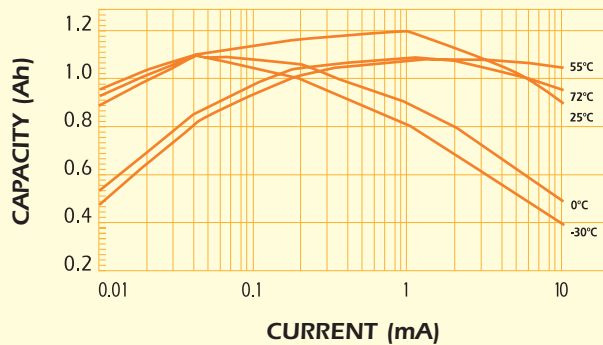
VOLTAGE VS. TEMPERATURE



PHYSICAL CHARACTERISTICS

Diameter (max)	14.5 mm (0.571")
Height (max)	25.4 mm (0.992")
Typical weight	10 g (0.353oz)

CAPACITY VS. CURRENT



PULSE DISCHARGE CHARACTERISTICS

